

How Traffic Law Enforcement Can Contribute to Safer Roads - Findings of PIN Flash report 31 to be published on 20 June 2016

Workshop on enforcement of traffic rules

Brussels, 3 June 2016

Graziella Jost, Programme Director



Data on enforcement

- Police data sent by the PIN Panellists, one road safety expert per country
- Difficult and patchy
- Draft report sent to TISPOL Members for comments.



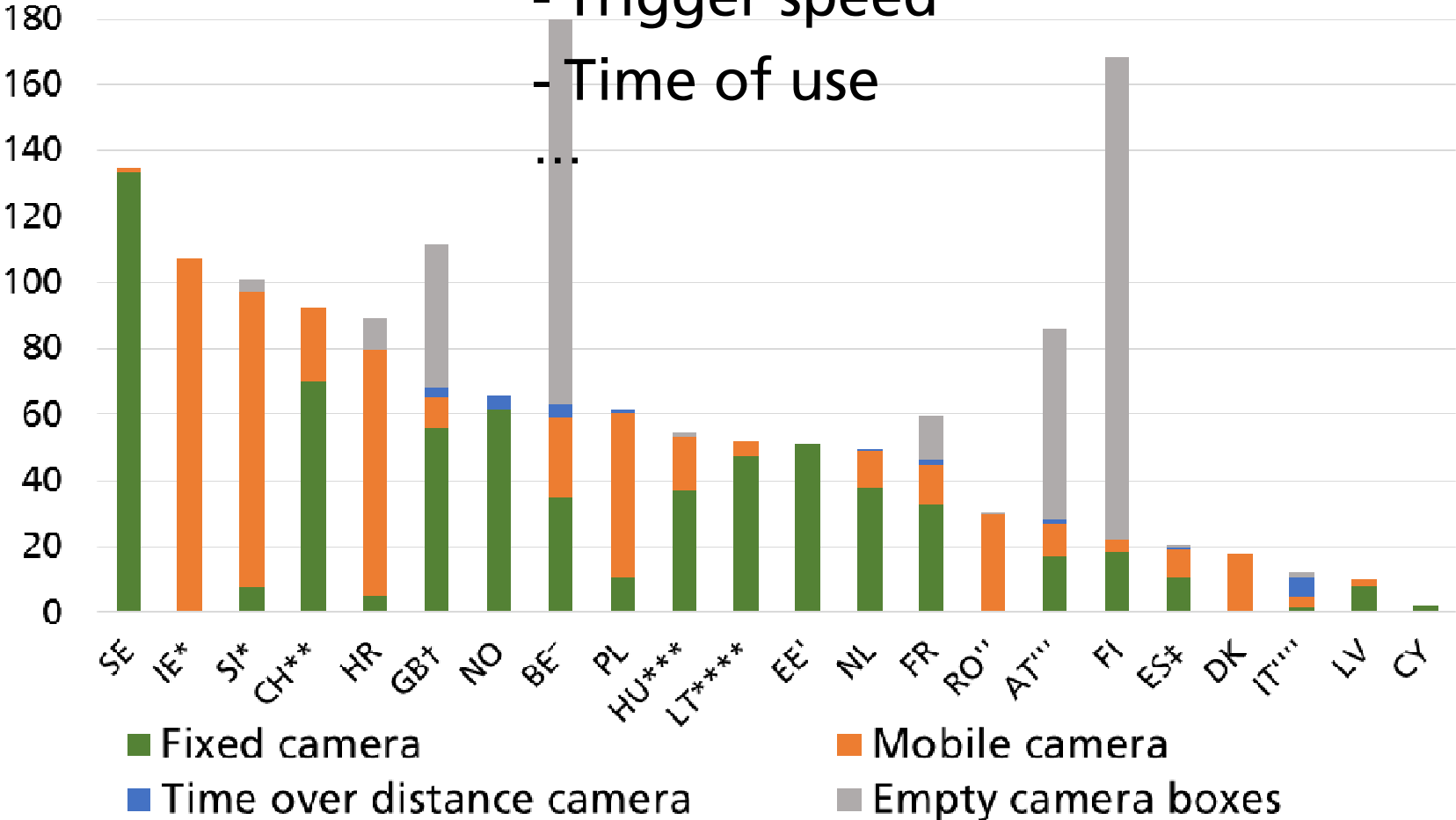
PIN Flash 31 – embargoed until 20 June

1. Speeding
2. Drink driving
3. Failure to use a seat belt
4. Illegal use of mobile phone

Number of camera / 1000 inhabitants in 2015



- Limitations: differences in
- Efficiency of the ticket issuing offices
 - Trigger speed
 - Time of use



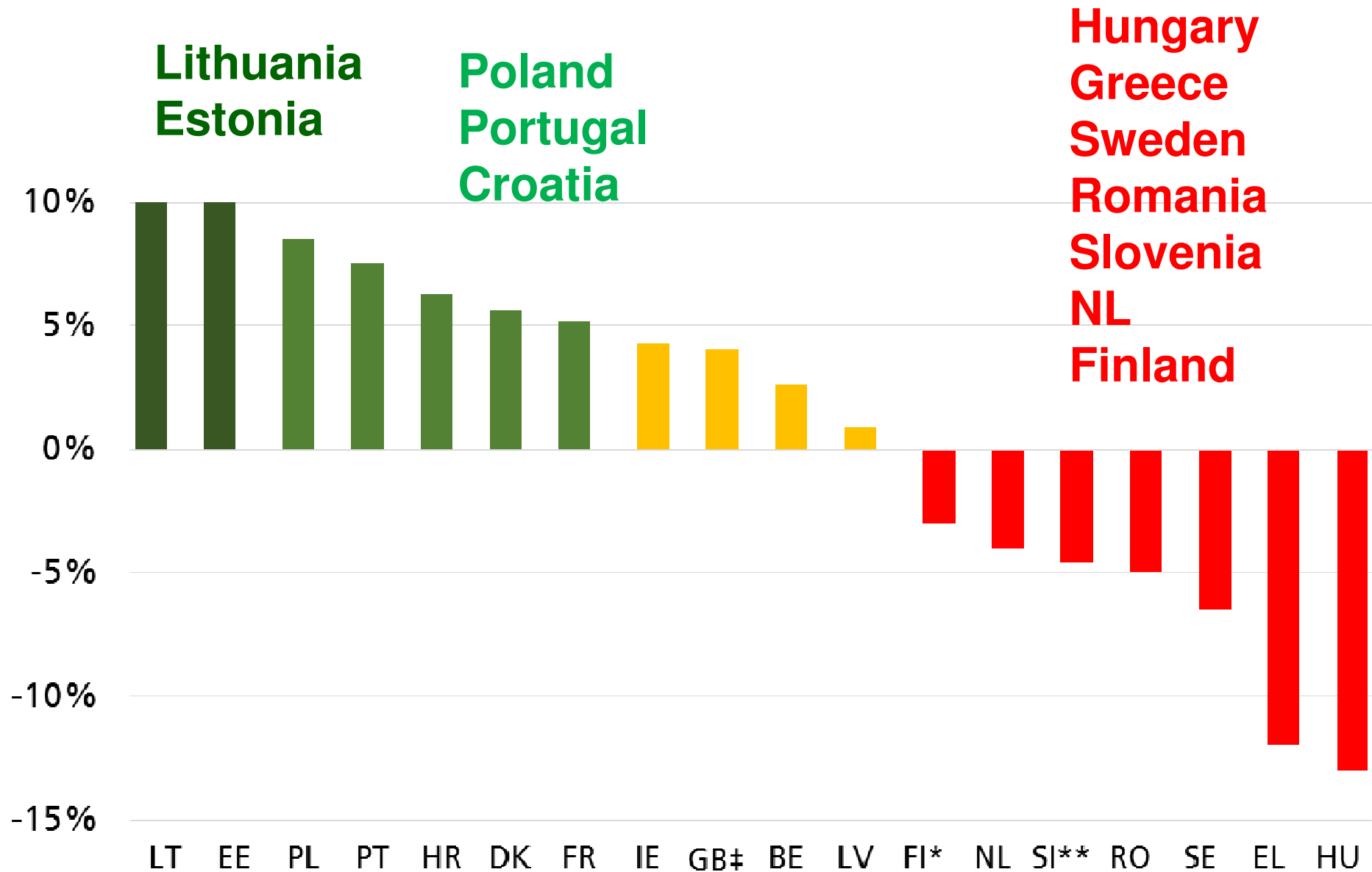
1. Speed tickets /1000 inhabitants

	2015	% by safety camera	
The NL	393	99.6%	
Belgium	300*	n/a	*2014
France	205	93%	
Cyprus	108	29%	
Estonia	102	66%	
Finland	93	80%	
Denmark	73	91%	
Croatia	66	n/a	
Lithuania	50	98%	
Poland	50	17%	

IE, SI, RO, GB, HU, PT, SE, IT

50 or fewer

1. Annual change (in %) in number of SPEED TICKETS over 2010-2015

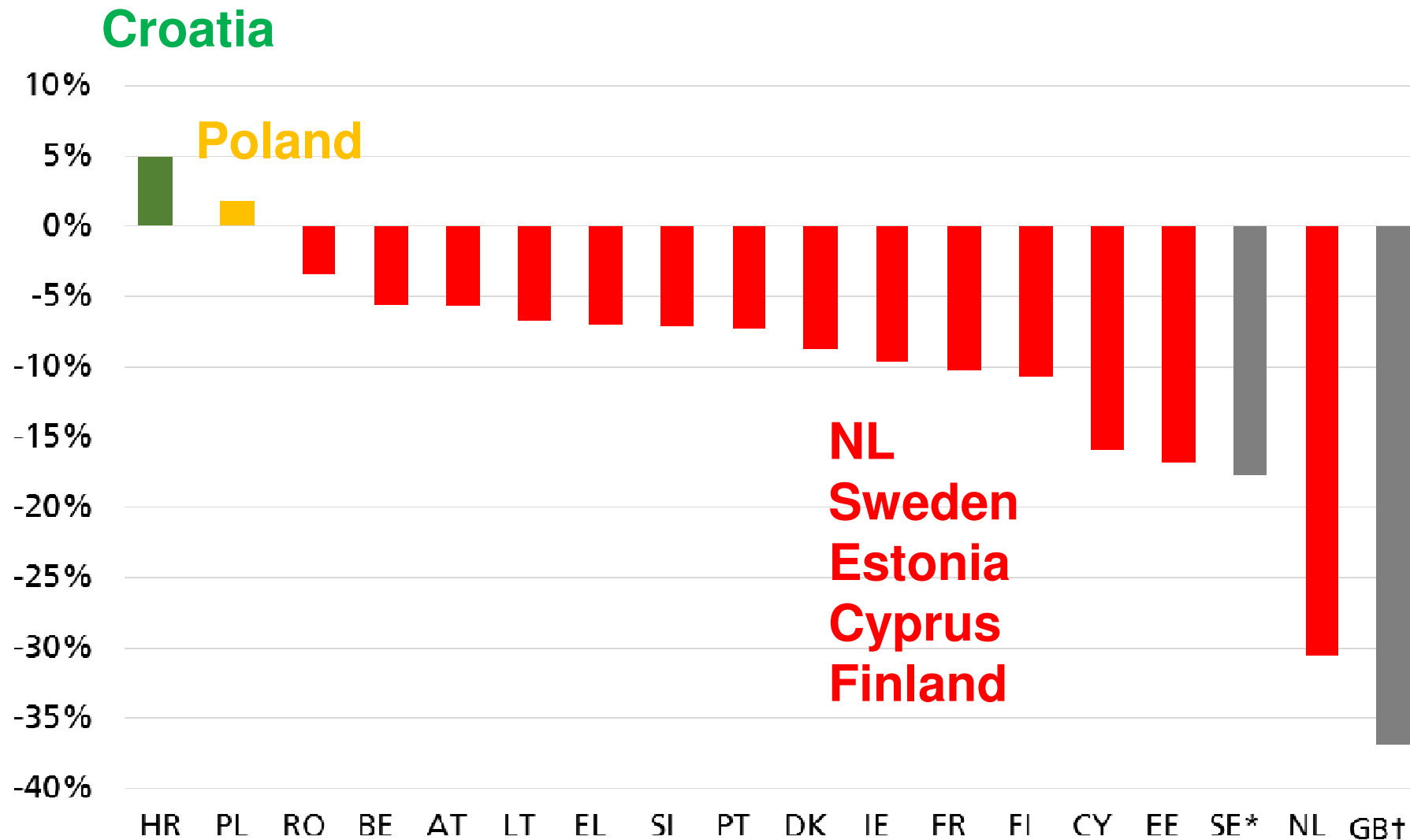


2. DRINK DRIVING TESTS /1000 inhabitants

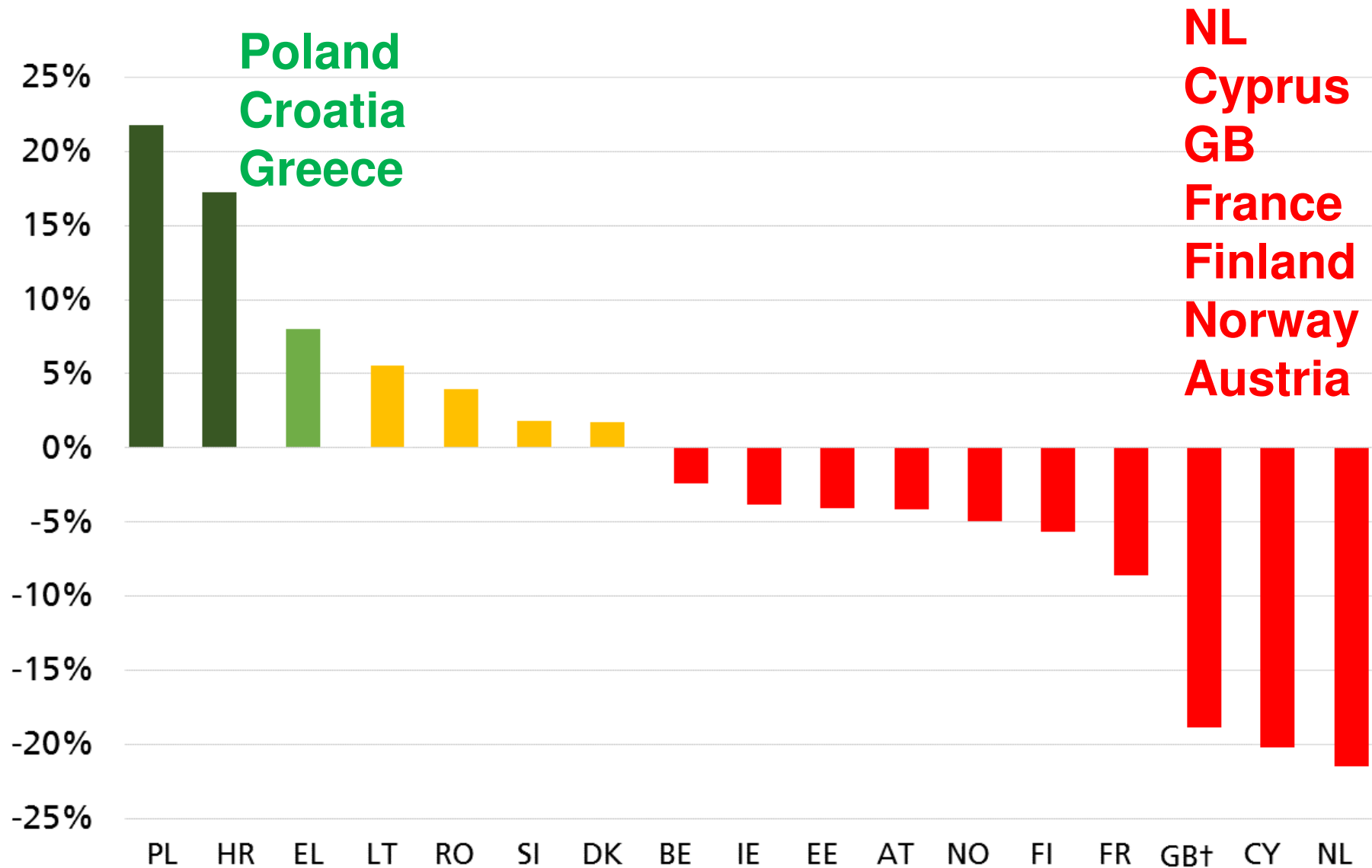
	2015	2014	2013
Estonia	677	572	470
Poland	466	405	234
Finland	279	286	149
Austria	189	214	209
Slovenia	156	186	184
Greece	n/a	166	163
France	152	164	160
Hungary	135	124	121
Cyprus	135	138	146
Sweden	130	205	234
Romania	72	73	75
Ireland	71	86	96
GB	n/a	11	12

10 not available: BE, CZ, DE, DK, HR, LU, LV, MT, NL, SK

3. Annual change (in %) in number of SEAT BELT TICKETS over 2010-2015



4. Annual change (in %) in number of MOBILE PHONE tickets over 2010-2015



PIN Flash 31 Traffic law enforcement

ETSC annual PIN Road Safety
conference 20 June 2016, Brussels

www.etsc.eu/PIN

@etsc.eu

graziella.jost@etsc.eu



Thank you!