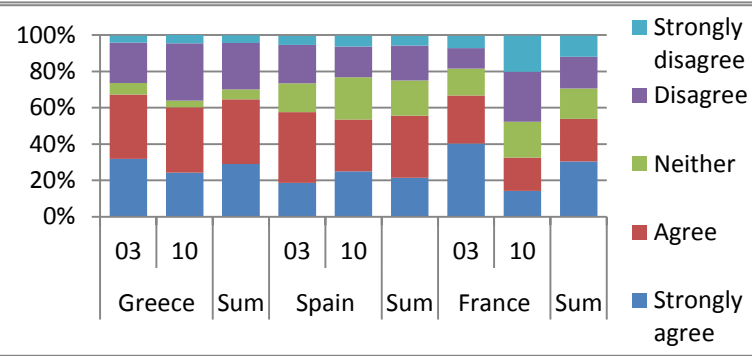
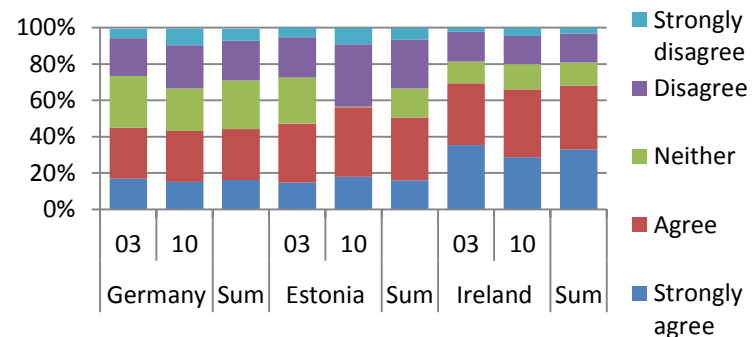
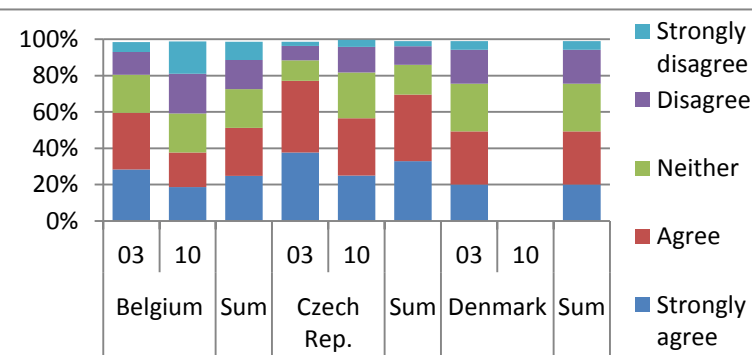
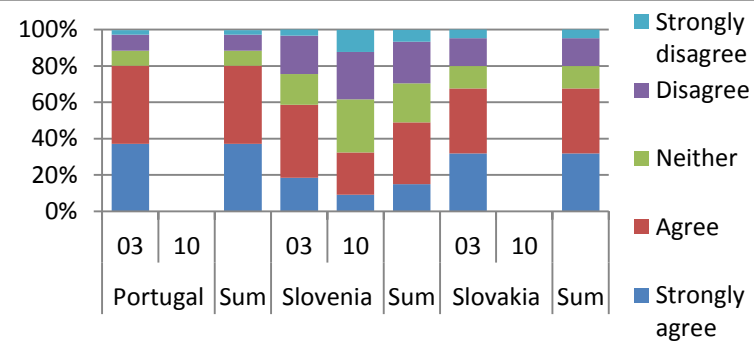
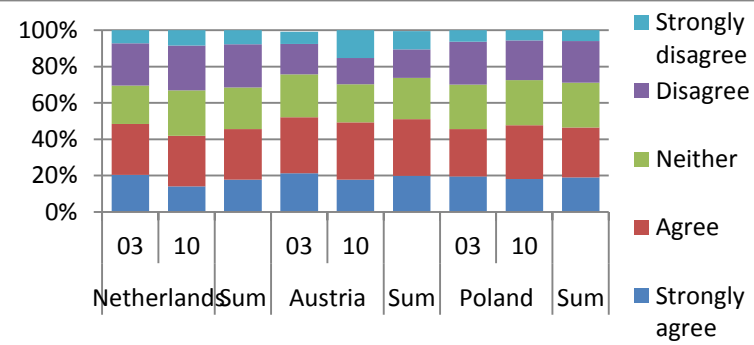
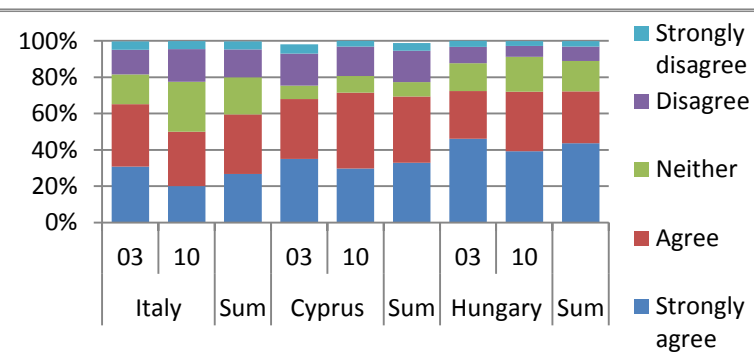


| q03_a Penalties for speeding offences should be far more severe ? |             | Strongly agree | Agree | Neither | Disagree | Strongly disagree | N     |
|---|-------------|----------------|-------|---------|----------|-------------------|-------|
| local weights, car drivers  |             |                |       |         |          |                   |       |
| Belgium   | Sartre 2003 | 28,3%          | 31,1% | 21,0%   | 12,6%    | 5,4%              | 1.006 |
|   | Sartre 2010 | 18,7%          | 19,0% | 21,5%   | 21,8%    | 17,8%             | 600   |
| Sum   |             | 24,7%          | 26,6% | 21,2%   | 16,1%    | 10,0%             | 1.606 |
| Czech Rep.  | Sartre 2003 | 37,6%          | 39,6% | 11,3%   | 7,9%     | 2,3%              | 1.026 |
|   | Sartre 2010 | 25,0%          | 31,5% | 25,2%   | 14,2%    | 3,8%              | 600   |
| Sum   |             | 33,0%          | 36,6% | 16,4%   | 10,2%    | 2,9%              | 1.626 |
| Denmark   | Sartre 2003 | 20,0%          | 29,4% | 26,2%   | 18,8%    | 4,6%              | 1.076 |
|   | Sartre 2010 |                |       |         |          |                   |       |
| Sum   |             | 20,0%          | 29,4% | 26,2%   | 18,8%    | 4,6%              | 1.076 |
| Germany   | Sartre 2003 | 16,8%          | 28,0% | 28,7%   | 20,8%    | 5,1%              | 1.005 |
|   | Sartre 2010 | 15,1%          | 28,0% | 23,6%   | 23,7%    | 9,2%              | 611   |
| Sum   |             | 16,2%          | 28,0% | 26,7%   | 21,9%    | 6,6%              | 1.616 |
| Estonia   | Sartre 2003 | 14,7%          | 32,4% | 25,4%   | 22,2%    | 5,3%              | 1.002 |
|   | Sartre 2010 | 18,0%          | 38,3% | 0,3%    | 34,4%    | 8,9%              | 596   |
| Sum   |             | 15,9%          | 34,6% | 16,1%   | 26,7%    | 6,6%              | 1.598 |
| Ireland   | Sartre 2003 | 35,4%          | 34,0% | 11,9%   | 16,5%    | 2,0%              | 1.014 |
|   | Sartre 2010 | 28,7%          | 37,3% | 14,0%   | 15,5%    | 4,3%              | 600   |
| Sum   |             | 32,9%          | 35,3% | 12,7%   | 16,1%    | 2,9%              | 1.614 |
| Greece  | Sartre 2003 | 31,9%          | 35,4% | 6,4%    | 22,1%    | 3,9%              | 1.000 |
|   | Sartre 2010 | 24,3%          | 35,9% | 3,7%    | 31,6%    | 4,5%              | 601   |
| Sum   |             | 29,0%          | 35,6% | 5,4%    | 25,7%    | 4,1%              | 1.601 |
| Spain   | Sartre 2003 | 18,6%          | 39,0% | 16,0%   | 21,2%    | 4,8%              | 1.695 |
|   | Sartre 2010 | 25,0%          | 28,5% | 23,4%   | 16,9%    | 6,1%              | 1.421 |
| Sum   |             | 21,5%          | 34,2% | 19,3%   | 19,2%    | 5,4%              | 3.116 |
| France  | Sartre 2003 | 40,3%          | 26,4% | 14,9%   | 11,3%    | 6,7%              | 1.000 |
|   | Sartre 2010 | 14,1%          | 18,5% | 19,6%   | 27,6%    | 19,8%             | 601   |
| Sum   |             | 30,5%          | 23,4% | 16,7%   | 17,4%    | 11,6%             | 1.601 |



| q03_a                      |             | Penalties for speeding offences should be far more severe ? |       |         |          |                   |       |
|----------------------------|-------------|---|-------|---------|----------|-------------------|-------|
| local weights, car drivers |             | Strongly agree  | Agree | Neither | Disagree | Strongly disagree | N     |
| Italy                      | Sartre 2003 | 30,7%   | 34,4% | 16,4%   | 13,5%    | 4,7%              | 1.003 |
|                            | Sartre 2010 | 20,1%   | 30,0% | 27,4%   | 18,1%    | 4,3%              | 603   |
| Sum                        |             | 26,7%   | 32,8% | 20,5%   | 15,2%    | 4,5%              | 1.606 |
| Cyprus                     | Sartre 2003 | 35,0%   | 33,0% | 7,4%    | 17,7%    | 5,1%              | 1.004 |
|                            | Sartre 2010 | 29,8%   | 41,7% | 9,1%    | 16,2%    | 3,1%              | 635   |
| Sum                        |             | 33,0%   | 36,4% | 8,1%    | 17,1%    | 4,3%              | 1.639 |
| Hungary                    | Sartre 2003 | 46,2%   | 26,3% | 15,2%   | 9,1%     | 3,2%              | 1.020 |
|                            | Sartre 2010 | 39,3%   | 32,7% | 19,3%   | 5,9%     | 2,6%              | 606   |
| Sum                        |             | 43,6%   | 28,7% | 16,7%   | 7,9%     | 3,0%              | 1.626 |
| Netherlands                | Sartre 2003 | 20,4%   | 28,0% | 21,1%   | 23,2%    | 7,2%              | 1.009 |
|                            | Sartre 2010 | 14,0%   | 27,9% | 25,1%   | 24,6%    | 8,5%              | 757   |
| Sum                        |             | 17,7%   | 28,0% | 22,8%   | 23,8%    | 7,8%              | 1.766 |
| Austria                    | Sartre 2003 | 21,3%   | 30,9% | 23,6%   | 16,7%    | 6,8%              | 1.002 |
|                            | Sartre 2010 | 17,7%   | 31,7% | 21,0%   | 14,3%    | 15,3%             | 600   |
| Sum                        |             | 19,9%   | 31,2% | 22,6%   | 15,8%    | 10,0%             | 1.602 |
| Poland                     | Sartre 2003 | 19,5%   | 26,0% | 24,5%   | 23,7%    | 6,2%              | 1.015 |
|                            | Sartre 2010 | 18,1%   | 29,6% | 24,9%   | 21,8%    | 5,6%              | 730   |
| Sum                        |             | 18,9%   | 27,5% | 24,7%   | 22,9%    | 6,0%              | 1.745 |
| Portugal                   | Sartre 2003 | 37,1%   | 43,1% | 8,3%    | 8,9%     | 2,5%              | 1.025 |
|                            | Sartre 2010 |   |       |         |          |                   |       |
| Sum                        |             | 37,1%   | 43,1% | 8,3%    | 8,9%     | 2,5%              | 1.025 |
| Slovenia                   | Sartre 2003 | 18,5%   | 40,2% | 16,9%   | 21,2%    | 3,3%              | 1.056 |
|                            | Sartre 2010 | 9,0%  | 23,3% | 29,3%   | 26,1%    | 12,1%             | 610   |
| Sum                        |             | 15,0%   | 34,0% | 21,4%   | 23,0%    | 6,5%              | 1.666 |
| Slovakia                   | Sartre 2003 | 31,8%   | 35,9% | 12,3%   | 15,3%    | 4,7%              | 1.115 |
|                            | Sartre 2010 |   |       |         |          |                   |       |
| Sum                        |             | 31,8%   | 35,9% | 12,3%   | 15,3%    | 4,7%              | 1.115 |



| q03_a                      |             | Penalties for speeding offences should be far more severe ? |       |         |          |                   |        |
|----------------------------|-------------|---|-------|---------|----------|-------------------|--------|
| local weights, car drivers |             | Strongly agree  | Agree | Neither | Disagree | Strongly disagree | N      |
| Finland                    | Sartre 2003 | 36,8%   | 43,4% | 9,2%    | 8,3%     | 2,0%              | 1.000  |
|                            | Sartre 2010 | 11,5%   | 28,8% | 28,0%   | 26,5%    | 5,2%              | 615    |
| Sum                        |             | 27,2%   | 37,8% | 16,3%   | 15,2%    | 3,2%              | 1.615  |
| Sweden                     | Sartre 2003 | 16,3%   | 22,0% | 28,1%   | 23,6%    | 8,6%              | 1.027  |
|                            | Sartre 2010 | 13,1%   | 23,4% | 34,6%   | 14,8%    | 14,1%             | 589    |
| Sum                        |             | 15,1%   | 22,5% | 30,5%   | 20,4%    | 10,6%             | 1.616  |
| United-Kingdom             | Sartre 2003 | 27,2%   | 29,5% | 15,8%   | 17,8%    | 8,7%              | 1.237  |
|                            | Sartre 2010 |   |       |         |          |                   |        |
| Sum                        |             | 27,2%   | 29,5% | 15,8%   | 17,8%    | 8,7%              | 1.237  |
| Croatia                    | Sartre 2003 | 31,4%   | 40,9% | 14,0%   | 10,8%    | 2,9%              | 1.035  |
|                            | Sartre 2010 |   |       |         |          |                   |        |
| Sum                        |             | 31,4%   | 40,9% | 14,0%   | 10,8%    | 2,9%              | 1.035  |
| Serbia                     | Sartre 2003 |   |       |         |          |                   |        |
|                            | Sartre 2010 | 26,4%   | 44,1% | 10,2%   | 14,6%    | 4,6%              | 519    |
| Sum                        |             | 26,4%   | 44,1% | 10,2%   | 14,6%    | 4,6%              | 519    |
| Switzerland                | Sartre 2003 | 15,6%   | 24,4% | 28,1%   | 21,9%    | 9,8%              | 1.000  |
|                            | Sartre 2010 |   |       |         |          |                   |        |
| Sum                        |             | 15,6%   | 24,4% | 28,1%   | 21,9%    | 9,8%              | 1.000  |
| Israel                     | Sartre 2003 |   |       |         |          |                   |        |
|                            | Sartre 2010 | 40,0%   | 25,9% | 14,4%   | 12,2%    | 7,3%              | 613    |
| Sum                        |             | 40,0%   | 25,9% | 14,4%   | 12,2%    | 7,3%              | 613    |
| All countries              | Sartre 2003 | 27,2%   | 32,9% | 17,4%   | 16,9%    | 5,0%              | 24.372 |
|                            | Sartre 2010 | 21,6%   | 30,1% | 20,1%   | 19,9%    | 8,1%              | 12.507 |
| Sum                        |             | 25,3%   | 32,0% | 18,3%   | 17,9%    | 6,1%              | 36.879 |
| 17 complete countries      | Sartre 2003 | 27,2%   | 32,6% | 17,5%   | 17,3%    | 4,8%              | 17.884 |
|                            | Sartre 2010 | 20,3%   | 29,7% | 20,9%   | 20,6%    | 8,3%              | 11.375 |
| Sum                        |             | 24,5%   | 31,5% | 18,8%   | 18,6%    | 6,2%              | 29.259 |

