

The Taxi Driver's Checklist

Professionally driven taxis are an essential link in the mobility chain. However, any accident or incident involving a taxi, regardless of who is to blame, can have a negative impact on the image of your profession. Your constant alertness helps to ensure your safety and that of your passenger(s), and other road users.

As a taxi driver, you must drive in a highly responsible manner at all times and show your professionalism by anticipating and forgiving foolish or unsafe behaviour by other road users, no matter how annoying. Your behaviour can help avoid accidents, improve the image of your profession and help your industry oppose unnecessarily restrictive regulations.

ARE YOU PREPARED?

Your life and the lives of other road users depend on your alertness and reactions in an emergency!




Professional driving is very demanding, so you need to stay fit, physically and mentally. **Eating and drinking healthily and taking regular exercise** will help you to feel better, drive better and live longer!



Adjust your seat so you are sitting as comfortably as possible, with all controls within easy reach. Ensure your head is positioned to benefit from the head restraint in case of an accident. Make sure you sit well back in the seat to avoid straining your back.



Even if the law does not oblige you to do so, **please wear your seatbelt as a good example to your passengers and encourage them to do the same**. If the law obliges passengers to wear a seatbelt, inform them of this.



Respect the legal requirements related to working time. Failure to respect working time rules is a punishable offence that could endanger your job. Use your rest hours... to rest!

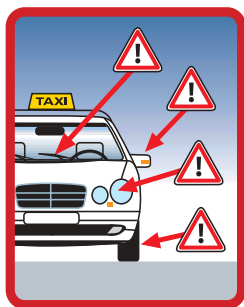


Don't drink alcohol before and during driving or take any kind of drugs or medication which may impair your driving skills. Avoid heavy meals before and during driving, as these may make you feel drowsy.



Don't continue driving if you feel drowsy – STOP! Get out of your vehicle, stretch your legs, get some fresh air and the necessary rest.

... AND IS EVERYTHING ELSE READY?



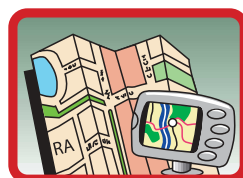
Is everything in good working order? Have you checked the brakes, tyres (pressure and tread depth), coolant and oil before starting your shift? What about the mirrors, windows (can you see clearly?), windscreen wipers, lights, indicators? How about special equipment like the taximeter, radio and navigation system? Is there any visible damage and is the vehicle clean, inside and out?



Are your passengers safely and comfortably seated, with seat belts fastened? If necessary, help your passengers with their luggage and/or assist them to get into and out of the vehicle.



Do you have all the right documents? Do you have your technical inspection certificate? Is your taxi registration number visible to passengers? Do you have the necessary insurance documents on board? Have you activated your taximeter? Have you selected the right tariff rate for the journey? Have you included the right supplementary charges? Do you have an invoice ready to fill out, if requested?



Identify the best route. Passengers expect you to have a good knowledge of the area you work in, so take a professional pride in making sure that you do. If a longer route might be quicker, inform your passenger(s). If your vehicle is fitted with a navigation system, ensure that its data is kept up to date.

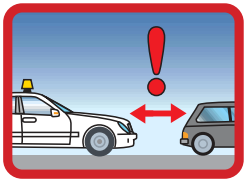
TAKE EXTRA CARE ON THE ROAD



Remember blind angles may prevent you from seeing other road users, (motorcyclists, cyclists, pedestrians and especially children are more difficult to see anyway). Pay particular attention when turning, reversing and when in a restricted pedestrian area where taxis are allowed.



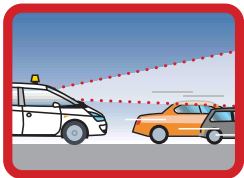
Don't overtake unless you are sure that you have enough room and will not force other vehicles to slow down.




Do keep a safe distance from the vehicle in front of you – in any case, at least the legal minimum distance. Do not forget that, the faster you drive, the greater the separation you need and that safe distances increase with rain, snow and ice."



Keep an eye on your instrument panel. If a warning light comes on, don't wait before taking action to address the problem.



Try to anticipate problems. Avoid sudden braking and acceleration which may be dangerous to other road users, cause discomfort to passengers, waste fuel and generate extra pollution.



Respect speed limits and other traffic regulations at all times. Don't adopt the bad habits of other road users. Driving safely protects your life, the lives of others and your job!



In the event of a breakdown, accident or other major incident, inform your base and/or the local emergency services immediately. Programme emergency numbers into your mobile phone.



At night, dip your headlights in good time when traffic approaches from the opposite direction. Are your headlights correctly adjusted? Make sure your lights and reflectors are clean so that your vehicle is visible.



Adapt your driving to weather conditions. When roads are slippery with rain, mud, ice or snow (remember your chains!), reduce your speed – the same goes for driving in fog, rain or in twilight, and in tunnels.



Use only designated taxi stands. Take care not to obstruct traffic or the vision of other road users when picking up or setting down passengers. **Do not leave your engine running unnecessarily.**



At night, take extra care to ensure your safety and security, as well as those of your passenger(s) and vehicle. Look carefully at potential passengers before letting them into your vehicle.



It is illegal to use a handheld mobile phone while driving. If you need to talk on the move, get a proper "hands-free" system installed.



After your shift, report to your company any problems with your vehicle, so that the necessary repairs can be scheduled. Indicate any major traffic problems you encountered, so other taxi drivers can be warned to avoid them.

Show you are a professional – and you will be respected!

The IRU and its Member Associations represent your business. It is their task to obtain the best possible regulatory framework for the road transport industry.

As a professional driver, you are performing a role that is essential for the economy and society. Be proud of your job, be proud of your driving!

National Logo 1

www.web-addresss.com

National Logo 2

www.web-addresss.com

Member(s) of **IRU** International Road Transport Union
www.iru.org