






















ROAD TRAFFIC FATALITIES IN THE EU IN 2024

by road user and (other)
'main vehicle' involved in the crash

IN A COLLISION WITH...

FATALITIES		Pedestrian	e-scooter	Bicycle	Moped	Motorbike	Car	Lorry (<3.5t)	Heavy goods vehicle (>3.5t)	Bus or coach	Other vehicle/unknown	No other vehicle involved	TOTAL
													
Pedestrians		+	10	18	12	96	2302	414	391	127	190	+	3560
e-scooter riders		1	1	2	0	0	57	6	8	4	3	66	148
Cyclists		9	0	52	6	46	817	122	175	28	66	498	1819
Moped riders		2	0	1	2	12	204	43	32	8	26	148	478
Motorcyclists		16	0	7	7	132	1583	232	205	38	119	1345	3684
Car occupants		16	1	13	5	17	2675	548	1284	147	201	3805	8712
Lorry (<3.5t) occupants		0	0	2	0	1	98	68	172	15	20	245	621
Heavy goods vehicle (>3.5t) occupants		0	0	0	0	0	49	13	152	2	11	138	365
Bus or coach occupants		1	0	0	0	1	7	4	3	1	7	36	60
Other/unknown		1	0	0	0	5	136	32	37	7	28	261	507
TOTAL		46	12	95	32	310	7928	1482	2459	377	671	6542	19954