

Evaluation of Directive 2015/413/EU facilitating cross-border exchange of information on road-safety-related traffic offences (CBE Directive)

Contents

- Information about contributor..... 2
 - Country of residence 2
- Questionnaire..... 3
 - Relevance 3
 - Effectiveness..... 13
 - Sustainability 13
 - Efficiency 14
 - EU added value..... 14
 - Coherence 14
 - Additional comments 15

Information about contributor

Country of residence

	Answers	Ratio
Belgique/België/Belgium	3	9.38%
България/Bulgaria	0	0%
Česká republika/Czech Republic	1	3.12%
Danmark/Denmark	1	3.12%
Deutschland/Germany	9	28.12%
Eesti/Estonia	0	0%
Éire/Ireland	2	6.25%
Ελλάδα/Greece	0	0%
España/Spain	5	15.62%
France	1	3.12%
Hrvatska/Croatia	1	3.12%
Italia/Italy	3	9.38%
Κύπρος/Cyprus	0	0%
Latvija/Latvia	1	3.12%
Lietuva/Lithuania	0	0%
Luxembourg	0	0%
Magyarország/Hungary	0	0%
Malta	0	0%
Nederland/Netherlands	1	3.12%
Österreich/Austria	2	6.25%
Polska/Poland	0	0%
Portugal	0	0%
România/Romania	1	3.12%
Slovenija/Slovenia	0	0%
Slovensko/Slovakia	0	0%
Suomi/Finland	0	0%
Sverige/Sweden	0	0%
United Kingdom	1	3.12%
Iceland	0	0%
Liechtenstein	0	0%
Norway	0	0%
Switzerland	0	0%

Questionnaire

Relevance

Q1 - What do you think about the sanctioning of resident and non-resident drivers for infringements of local traffic rules?

	Answers	Ratio
Resident drivers are more likely sanctioned	15	46.88%
Non-resident drivers are more likely sanctioned	2	6.25%
Resident and non-resident drivers are treated equally	13	40.62%
No opinion	2	6.25%
No Answer	0	0%

Q2 – In your view, what is the main reason for pursuing and prosecuting non-resident drivers who committed traffic offences?

	Answers	Ratio
Road safety	17	53.12%
Justice	0	0%
Equal treatment of drivers/Fairness	15	46.88%
Collecting revenue for public authorities	0	0%
No opinion	0	0%
No Answer	0	0%





Q3 – In your view, are these offences more likely committed by non-resident drivers or by resident drivers?

	Answers	Ratio
The offences are more likely committed by resident drivers	10	31.25%
The offences are more likely committed by non-resident drivers	2	6.25%
The offences are equally committed by residents and non-resident drivers	17	53.12%
No opinion	3	9.38%
No Answer	0	0%





Q4 - Do you think that there are relevant offences other than the ones listed above on which information should be exchanged across the border?

	Answers	Ratio
Yes	23	71.88%
No	8	25%
No opinion	1	3.12%
No Answer	0	0%

Q5 – How do you assess the Going Abroad webpage and the smartphone application of the Commission?: Going Abroad web page

	Answers	Ratio
Satisfied 	10	31.25%
Not satisfied 	5	15.62%
Not aware of 	7	21.88%
No opinion 	10	31.25%
No Answer	0	0%

Q5 – How do you assess the Going Abroad webpage and the smartphone application of the Commission?: Smartphone application

	Answers	Ratio
Satisfied 	11	34.38%
Not satisfied 	1	3.12%
Not aware of 	9	28.12%
No opinion 	11	34.38%
No Answer	0	0%

Q6 – How do you assess the information on traffic rules provided by responsible authorities of the country/countries you travel to?

	Answers	Ratio
Belgique/België/Belgium	10	31.25%
България/Bulgaria	4	12.5%
Česká republika/Czech Republic	3	9.38%
Danmark/Denmark	8	25%
Deutschland/Germany	14	43.75%
Eesti/Estonia	4	12.5%
Éire/Ireland	8	25%
Ελλάδα/Greece	7	21.88%
España/Spain	8	25%
France	12	37.5%
Hrvatska/Croatia	5	15.62%
Italia/Italy	12	37.5%
Κύπρος/Cyprus	4	12.5%
Latvija/Latvia	5	15.62%
Lietuva/Lithuania	4	12.5%
Luxembourg	7	21.88%
Magyarország/Hungary	5	15.62%
Malta	4	12.5%
Nederland/Netherlands	10	31.25%
Österreich/Austria	12	37.5%
Polska/Poland	4	12.5%
Portugal	7	21.88%
România/Romania	5	15.62%
Slovenija/Slovenia	7	21.88%
Slovensko/Slovakia	4	12.5%
Suomi/Finland	6	18.75%
Sverige/Sweden	7	21.88%
United Kingdom	15	46.88%
Iceland	4	12.5%
Liechtenstein	6	18.75%
Norway	8	25%
Switzerland	9	28.12%

Belgium: Belgique/België/Belgium

	Answers	Ratio
I am satisfied with the provided information	4	12.5%
I am not satisfied with the provided information	3	9.38%
No opinion	0	0%
Not aware of such information	2	6.25%
No Answer	23	71.88%

Bulgaria: България/Bulgaria

	Answers	Ratio
I am satisfied with the provided information	1	3.12%
I am not satisfied with the provided information	1	3.12%
No opinion	0	0%
Not aware of such information	1	3.12%
No Answer	29	90.62%

Czech Republic: Česká republika/Czech Republic

	Answers	Ratio
I am satisfied with the provided information	1	3.12%
I am not satisfied with the provided information	0	0%
No opinion	0	0%
Not aware of such information	1	3.12%
No Answer	30	93.75%

Denmark: Danmark/Denmark

	Answers	Ratio
I am satisfied with the provided information	6	18.75%
I am not satisfied with the provided information	0	0%
No opinion	0	0%
Not aware of such information	1	3.12%
No Answer	25	78.12%

Germany: Deutschland/Germany

	Answers	Ratio
I am satisfied with the provided information	7	21.88%
I am not satisfied with the provided information	2	6.25%
No opinion	2	6.25%
Not aware of such information	2	6.25%
No Answer	19	59.38%

Estonia: Eesti/Estonia

	Answers	Ratio
I am satisfied with the provided information	2	6.25%
I am not satisfied with the provided information	0	0%
No opinion	0	0%
Not aware of such information	1	3.12%
No Answer	29	90.62%

Ireland: Éire/Ireland

	Answers	Ratio
I am satisfied with the provided information	3	9.38%
I am not satisfied with the provided information	2	6.25%
No opinion	0	0%
Not aware of such information	2	6.25%
No Answer	25	78.12%

Greece: Ελλάδα/Greece

	Answers	Ratio
I am satisfied with the provided information	1	3.12%
I am not satisfied with the provided information	3	9.38%
No opinion	0	0%
Not aware of such information	2	6.25%
No Answer	26	81.25%

Spain: España/Spain

	Answers	Ratio
I am satisfied with the provided information	4	12.5%
I am not satisfied with the provided information	1	3.12%
No opinion	1	3.12%
Not aware of such information	1	3.12%
No Answer	25	78.12%

France: France

	Answers	Ratio
I am satisfied with the provided information	6	18.75%
I am not satisfied with the provided information	2	6.25%
No opinion	0	0%
Not aware of such information	3	9.38%
No Answer	21	65.62%

Croatia: Hrvatska/Croatia

	Answers	Ratio
I am satisfied with the provided information	3	9.38%
I am not satisfied with the provided information	1	3.12%
No opinion	0	0%
Not aware of such information	0	0%
No Answer	28	87.5%

Italy: Italia/Italy

	Answers	Ratio
I am satisfied with the provided information	4	12.5%
I am not satisfied with the provided information	3	9.38%
No opinion	1	3.12%
Not aware of such information	2	6.25%
No Answer	22	68.75%

Cyprus: Κύπρος/Cyprus

	Answers	Ratio
I am satisfied with the provided information	2	6.25%
I am not satisfied with the provided information	0	0%
No opinion	0	0%
Not aware of such information	1	3.12%
No Answer	29	90.62%

Latvia: Latvija/Latvia

	Answers	Ratio
I am satisfied with the provided information	2	6.25%
I am not satisfied with the provided information	0	0%
No opinion	1	3.12%
Not aware of such information	1	3.12%
No Answer	28	87.5%

Lithuania: Lietuva/Lithuania

	Answers	Ratio
I am satisfied with the provided information	2	6.25%
I am not satisfied with the provided information	0	0%
No opinion	0	0%
Not aware of such information	1	3.12%
No Answer	29	90.62%

Luxembourg: Luxembourg

	Answers	Ratio
I am satisfied with the provided information	4	12.5%
I am not satisfied with the provided information	0	0%
No opinion	0	0%
Not aware of such information	2	6.25%
No Answer	26	81.25%

Hungary: Magyarország/Hungary

	Answers	Ratio
I am satisfied with the provided information	2	6.25%
I am not satisfied with the provided information	1	3.12%
No opinion	0	0%
Not aware of such information	1	3.12%
No Answer	28	87.5%

Malta: Malta

	Answers	Ratio
I am satisfied with the provided information	2	6.25%
I am not satisfied with the provided information	0	0%
No opinion	0	0%
Not aware of such information	1	3.12%
No Answer	29	90.62%

Netherlands: Nederland/Netherlands

	Answers	Ratio
I am satisfied with the provided information	7	21.88%
I am not satisfied with the provided information	0	0%
No opinion	0	0%
Not aware of such information	2	6.25%
No Answer	23	71.88%

Austria: Österreich/Austria

	Answers	Ratio
I am satisfied with the provided information	8	25%
I am not satisfied with the provided information	2	6.25%
No opinion	0	0%
Not aware of such information	1	3.12%
No Answer	21	65.62%

Poland: Polska/Poland

	Answers	Ratio
I am satisfied with the provided information	2	6.25%
I am not satisfied with the provided information	0	0%
No opinion	0	0%
Not aware of such information	1	3.12%
No Answer	29	90.62%

Portugal: Portugal

	Answers	Ratio
I am satisfied with the provided information	2	6.25%
I am not satisfied with the provided information	1	3.12%
No opinion	0	0%
Not aware of such information	3	9.38%
No Answer	26	81.25%

Romania: România/Romania

	Answers	Ratio
I am satisfied with the provided information	1	3.12%
I am not satisfied with the provided information	2	6.25%
No opinion	0	0%
Not aware of such information	1	3.12%
No Answer	28	87.5%

Slovenia: Slovenija/Slovenia

	Answers	Ratio
I am satisfied with the provided information	3	9.38%
I am not satisfied with the provided information	1	3.12%
No opinion	1	3.12%
Not aware of such information	1	3.12%
No Answer	26	81.25%

Slovakia: Slovensko/Slovakia

	Answers	Ratio
I am satisfied with the provided information	2	6.25%
I am not satisfied with the provided information	0	0%
No opinion	0	0%
Not aware of such information	1	3.12%
No Answer	29	90.62%

Finland: Suomi/Finland

	Answers	Ratio
I am satisfied with the provided information	3	9.38%
I am not satisfied with the provided information	1	3.12%
No opinion	0	0%
Not aware of such information	1	3.12%
No Answer	27	84.38%

Sweden: Sverige/Sweden

	Answers	Ratio
I am satisfied with the provided information	5	15.62%
I am not satisfied with the provided information	0	0%
No opinion	0	0%
Not aware of such information	1	3.12%
No Answer	26	81.25%

United Kingdom: United Kingdom

	Answers	Ratio
I am satisfied with the provided information	5	15.62%
I am not satisfied with the provided information	2	6.25%
No opinion	1	3.12%
Not aware of such information	5	15.62%
No Answer	19	59.38%

Iceland: Iceland

	Answers	Ratio
I am satisfied with the provided information	0	0%
I am not satisfied with the provided information	1	3.12%
No opinion	0	0%
Not aware of such information	2	6.25%
No Answer	29	90.62%

Liechtenstein: Liechtenstein

	Answers	Ratio
I am satisfied with the provided information	3	9.38%
I am not satisfied with the provided information	0	0%
No opinion	0	0%
Not aware of such information	2	6.25%
No Answer	27	84.38%

Norway: Norway

	Answers	Ratio
I am satisfied with the provided information	5	15.62%
I am not satisfied with the provided information	1	3.12%
No opinion	0	0%
Not aware of such information	1	3.12%
No Answer	25	78.12%

Switzerland: Switzerland

	Answers	Ratio
I am satisfied with the provided information	6	18.75%
I am not satisfied with the provided information	0	0%
No opinion	0	0%
Not aware of such information	2	6.25%
No Answer	24	75%

Q6 – summary: All countries

	Answers	Ratio
I am satisfied with the provided information	108	10.55 %
I am not satisfied with the provided information	30	2.93 %
No opinion	7	0.68 %
Not aware of such information	49	4.79 %
No answer	830	81.05 %

Effectiveness

Q7 – In your view, what is the compliance of non-resident drivers with local traffic rules when driving abroad, if the drivers can now be easily identified when infringing the local rules?

	Answers	Ratio
The compliance of non-resident drivers is better	22	68.75%
The compliance of non-resident drivers has not changed	6	18.75%
No opinion	4	12.5%
No Answer	0	0%

Q8 – Did you ever receive a letter from another Member State requiring you to pay a fine for one of the offences covered by the Directive? If yes, did you pay the fine?

	Answers	Ratio
Yes and I paid the fine	4	12.5%
Yes, but I refused to pay the fine	1	3.12%
No, I did not receive a letter	21	65.62%
Not applicable/I hardly travel abroad by car	6	18.75%
No Answer	0	0%

Q9 – How does receiving a fine for committing an offence covered by the CBE Directive in another country impact your driving behaviour abroad?

	Answers	Ratio
I would improve my driving behaviour	17	53.12%
I would not change my driving behaviour	10	31.25%
No opinion	5	15.62%
No Answer	0	0%

Sustainability

Q10 – Do you think that the procedure for the payment of fines for traffic offences committed abroad needs to be further facilitated?

	Answers	Ratio
Yes	22	68.75%
No	2	6.25%
Not applicable/I have never been required to pay such fine	8	25%
No Answer	0	0%

Efficiency

Q11 – Do you think that it is worth the money to pursue and prosecute non-resident drivers who committed road-safety-related traffic offences?

	Answers	Ratio
Yes	25	78.12%
Partly	5	15.62%
No	1	3.12%
No opinion	1	3.12%
No Answer	0	0%

EU added value

Q12 – In your view, through which intervention should cross-border enforcement of traffic rules best, be achieved?

	Answers	Ratio
One EU uniform cross-border regime	27	84.38%
Bilateral cooperation between Member States	1	3.12%
Multilateral cooperation between Member States	3	9.38%
No opinion	1	3.12%
No Answer	0	0%

Coherence

Q13 – Do you think that the cross-border exchange of information on non-resident drivers provided by the CBE Directive should/could be used not only for the enforcement of financial penalties but also for other purposes in the domain of road safety?

	Answers	Ratio
Yes	14	43.75%
Partly	3	9.38%
No	12	37.5%
No opinion	3	9.38%
No Answer	0	0%

Additional comments

ASECAP (Association Européenne des Concessionnaires d'Autoroutes et d'Ouvrages à Péage) and ASFA (Autoroutes & Ouvrages Concedes) proposed to modify the CBE Directive as follows:

Article 2 (Scope) - new paragraph (i)

Scope

(i) Failing to pay the toll for the usage of a tolled infrastructure

Article 3 (Definitions) - new paragraph (k bis)

(k bis) "Failing to pay the toll for the usage of a tolled infrastructure" means illegally not discharging the obligation of paying the toll due to a toll charger, especially by manoeuvring in a toll lane in violation of road safety principles.

Justification:

Failing to pay the toll, should be added to the eight offenses already listed because of the excessively risky and dangerous behaviour the offenders adopt for themselves, but also for other users, and operations personnel who perform on site.

Indeed, thanks to the so-called "small-train" practice, offenders are able to avoid paying the toll by passing their vehicle immediately after another one; which, for its part, will pay the toll. The method used by these offenders is to move excessively closer their vehicle to the previous one to the point to touch it, and even push it, to make it cross the toll barrier with the strength and the speed wished.

Such actions undermine road safety particularly on networks known to provide users with safer driving conditions than other networks. For the vast majority; these networks are connecting highways therefore the offenders often come from other Member States and are very hard to identify. With the result that the European offenders who remain unpunished represent almost 40 % of these offenses on average and until 60 % for some motorway networks.